

For public offering of Asia Region Funds Passport (ARFP)
in Thailand

LOGO

(Form 123-1)


Name of the CIS Operator
Name of the CIS Operator's local representative
in Thailand

Factsheet
Information as of XX XX XXXX

Name of the ARFP Fund	Unit Class Class code
SRI Fund	

Type of mutual fund	Risk Level								
Investment policy and strategy	Low <table border="1" style="display: inline-table; border-collapse: collapse;"> <tr> <td style="padding: 2px 5px;">1</td> <td style="padding: 2px 5px;">2</td> <td style="padding: 2px 5px;">3</td> <td style="padding: 2px 5px;">4</td> <td style="padding: 2px 5px;">5</td> <td style="padding: 2px 5px; background-color: #002060; color: white;">6</td> <td style="padding: 2px 5px;">7</td> <td style="padding: 2px 5px;">8</td> </tr> </table> High Risk Profile Explanation	1	2	3	4	5	6	7	8
1	2	3	4	5	6	7	8		

Calendar year performance and benchmarks over the past five years (% per annum) <div style="border: 1px dashed gray; padding: 10px; text-align: center; width: 80%; margin: 0 auto;"> Column graph image </div>	Fund Information Registration Date Class Launch Date Dividend Distribution Policy Fund Duration List of Fund Managers
---	--

Past performance at specific periods (% per annum)	Benchmarks:																									
<table border="1" style="width: 100%; border-collapse: collapse;"> <tr> <th style="width: 25%;"></th> <th style="width: 12.5%;">YTD</th> <th style="width: 12.5%;">3 months</th> <th style="width: 12.5%;">6 months</th> <th style="width: 12.5%;">1 year</th> </tr> <tr> <td>Fund</td> <td></td> <td></td> <td></td> <td></td> </tr> <tr> <td>Benchmarks</td> <td colspan="4" style="border: 1px dashed gray; text-align: center;">According to AIMC standards</td> </tr> <tr> <td>Fund standard deviation</td> <td></td> <td></td> <td></td> <td></td> </tr> <tr> <td>Benchmark standard deviation</td> <td></td> <td></td> <td></td> <td></td> </tr> </table>		YTD	3 months	6 months	1 year	Fund					Benchmarks	According to AIMC standards				Fund standard deviation					Benchmark standard deviation					<p>This ARFP Passport Fund is approved and under the supervision of [name of the Home Regulator].</p> <p>Warning</p> <ul style="list-style-type: none"> • Investments in the mutual fund are not deposits. • The mutual fund's past performance does not guarantee future results.
	YTD	3 months	6 months	1 year																						
Fund																										
Benchmarks	According to AIMC standards																									
Fund standard deviation																										
Benchmark standard deviation																										
<table border="1" style="width: 100%; border-collapse: collapse;"> <tr> <th style="width: 25%;"></th> <th style="width: 12.5%;">3 years</th> <th style="width: 12.5%;">5 years</th> <th style="width: 12.5%;">10 years</th> <th style="width: 12.5%;">Since inception</th> </tr> <tr> <td>Fund</td> <td></td> <td></td> <td></td> <td></td> </tr> <tr> <td>Benchmarks</td> <td colspan="4" style="border: 1px dashed gray; text-align: center;">According to AIMC standards</td> </tr> <tr> <td>Fund standard deviation</td> <td></td> <td></td> <td></td> <td></td> </tr> <tr> <td>Benchmark standard deviation</td> <td></td> <td></td> <td></td> <td></td> </tr> </table>		3 years	5 years	10 years	Since inception	Fund					Benchmarks	According to AIMC standards				Fund standard deviation					Benchmark standard deviation					<p>Morningstar Fund Rating</p> <p>Investors can study liquidity risk management tools in the prospectus.</p> <div style="text-align: right; padding-right: 20px;"> Prospectus:  www.....com </div>
	3 years	5 years	10 years	Since inception																						
Fund																										
Benchmarks	According to AIMC standards																									
Fund standard deviation																										
Benchmark standard deviation																										

<p>Subscription of Units</p> <p>Subscription Date: Business Hours: Minimum Initial Subscription Amount: Minimum Subsequent Subscription Amount:</p>	<p>Redemption of Units</p> <p>Redemption Date: Business Hours: Minimum Redemption Amount: Minimum Holding Balance: Settlement Period:</p>	<p>Statistical Data</p> <p>Maximum Drawdown Recovering Period FX Hedging Portfolio Turnover Ratio Sharpe Ratio Alpha Beta Tracking Error Average Maturity of Debt Instruments Yield to Maturity</p>
---	--	---

Remark:

.....

.....

Fees to be charged to the fund (% of NAV per annum)

Fee items	Maximum charge	Actual charge
Management fee		
Total expenses		

Remark:

.....

.....

Fees to be charged to unitholders (% of trading value)

Fee items	Maximum charge	Actual charge
Front-end fee		
Back-end fee		
Switching-in fee		
Switching-out fee		
Transfer fee		

Remark:

.....

.....

Country Allocation

Table

Sector Allocation / Top 5 of Issuer Allocation

Table

Proportion of asset types invested

Table

List of Top 5 Holdings

Table

Weight According to Credit Rating (%)

Table

Investment exceeding 20% of NAV in other funds (domestic funds and/or foreign funds)

Fund name: Web link:



Fund name: Web link:



Fund name: ISIN code:

Bloomberg code:

Fund name: ISIN code:

Bloomberg code:

Explanation

Maximum Drawdown refers to the maximum percentage of loss of the mutual fund over the past five years (or since inception if the fund has been established less than five years), as measured from NAV per unit from peak to trough when NAV per unit declines. Maximum Drawdown is the information that helps determine the risk of loss from investing in the mutual fund.

Recovering Period refers to the recovering period as information for investors on how long it will take for the fund to recover, measuring from the point of maximum loss to the point of recovery of initial investment.

FX Hedging refers to the percentage of investments denominated in foreign currencies and are hedged against foreign exchange risk.

Portfolio Turnover Ratio refers to the frequency of securities trading in the mutual fund's portfolio over a period. The calculation is based on the lower amount between the total amount of securities purchased and the total amount of securities sold within a one-year period, divided by the average NAV of the mutual fund in the same period. The mutual fund with a high Portfolio Turnover Ratio indicates the higher frequency of securities trading by the fund managers, causing higher cost of securities trading. Therefore, the ratio must be compared with the mutual fund's performance to assess the worthiness of such securities trading.

Sharpe Ratio is the ratio between the mutual fund's marginal return compared with its investment risk, calculated from the difference between the rate of return of the mutual fund and the risk-free rate, in comparison with the mutual fund's standard deviation. The Sharpe Ratio reflects the increase in the rate of return that the mutual fund should receive to compensate the risk received by the mutual fund. A mutual fund with a higher Sharpe Ratio will indicate better investment management efficiency as it has higher returns under the same risk level.

Alpha refers to the excess return of a mutual fund upon comparison with the benchmarks. Having high Alpha means the fund can generate higher returns than the benchmarks, due to the efficiency of the fund managers in selecting or finding an appropriate timing to invest in securities.

Beta refers to the level and direction of changes in the rate of return of securities in the mutual fund's investment portfolio by comparing with market movements. Beta lower than 1 indicates that the change in the rate of return of the securities in the investment portfolio is lower than market movements for that group of securities and vice versa.

Tracking Error indicates the effectiveness of the fund's returns in tracking the benchmarks. If the Tracking Error is low, it means that the mutual fund is efficient in generating returns close to the benchmarks. A mutual fund with high Tracking Error will have the average return deviating more from its benchmarks.

Yield to Maturity refers to the rate of return on investment in debt instruments held until maturity. It is calculated based on the interests to be received in the future throughout the lifespan of the instruments and the principals to be repaid, discounted as the present value. It is used to measure the rate of return of a fixed income fund, calculated from the weighted average of yield to maturity of each debt instrument in which the fund invested. Since the yield to maturity is in percentage per year, it can be used to compare the rates of return between fixed income funds with an investment policy to hold debt instruments until maturity and with similar investment characteristics.

Name of the CIS Operator

Tel.: X-XXXX-XXX www.....com

Address

Name of the CIS Operator's local representative in Thailand

Tel.: X-XXXX-XXX www.....com

Address

Name of the CIS Operator's local intermediary(-ies) in Thailand

Explanation on details of information required to be disclosed in Factsheet

1. Guidelines on the use of language, font and number of pages

- **Language:** Concise and easy-to-understand language shall be used. If technical terms are used, further explanation thereon may be added at the end of the factsheet.
- **Font:** The management company may determine the font's characteristics and size as appropriate. However, the font size should be clear and easy to be read by investors, such as TH SarabunPSK 12.
- **Number of pages:** Generally, factsheet should have two to three pages. However, in case of a fund with special characteristics, the management company may prepare factsheet without restrictions on the number of pages to ensure that investors will have adequate information to make investment decisions, such as mutual funds with complex return structure.

2. Types of mutual fund

Maximum of 500 characters of information shall be provided on the following:

- **Types of fund** shall be classified in accordance with the requirements specified in the Notification on Investment of Funds regarding fund labeling (such as fixed income funds, money market funds, and equity funds), **certain specific features, and special characteristics of funds** (such as feeder funds and fund of funds).

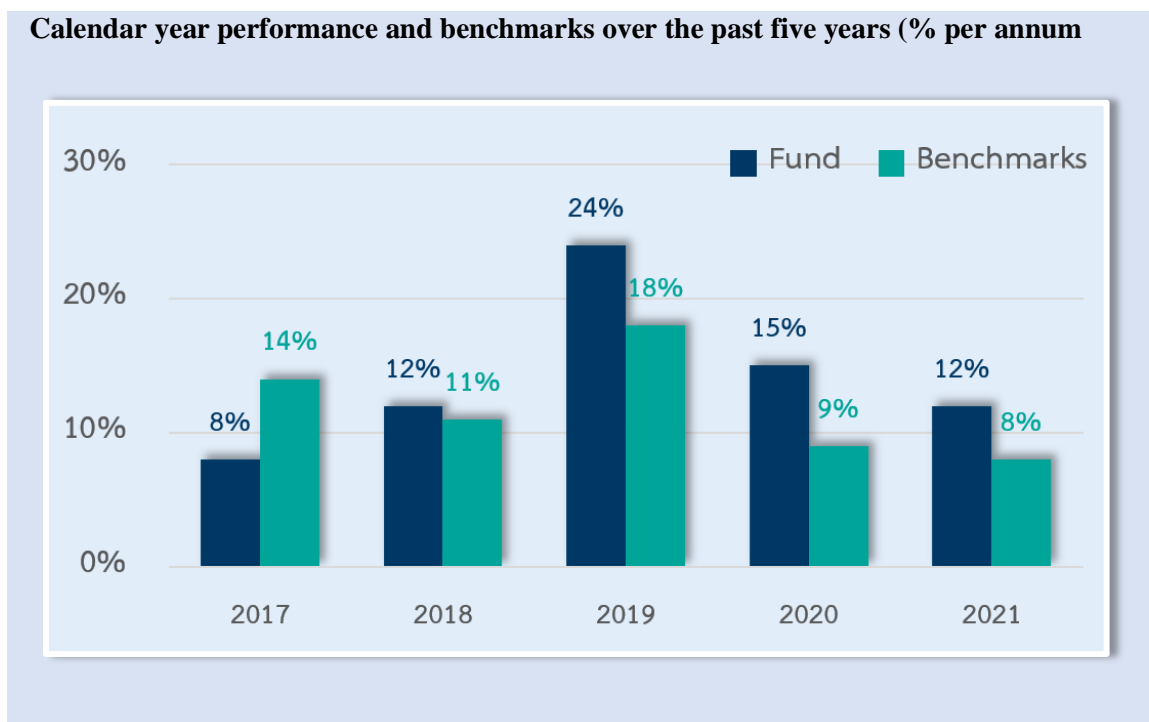
3. Investment policy and strategy

Information should be presented briefly and concisely through easily understood words of no more than 1,500 characters, which shall at least be summarized with bullet points as follows:

- **Investment policy of a fund** should reflect which assets the fund invested in and whether there is any investment in derivatives for efficient portfolio management or not. In case of investment in units of the master fund, **the name of the master fund** shall also be disclosed.
- **Name of the asset management company managing the master fund (if any)**
- **Investment management strategy** such as:
 - aiming to achieve performance by tracking the benchmarks (passive management/index tracking)
 - aiming to achieve higher performance than the benchmarks (active management)
 - aiming to achieve performance relative to those of the master fund (passive management/index tracking) where the master fund's investment objective is to achieve higher performance than the benchmarks (active management)

If a mutual fund has investment strategy with specific features, such as a mutual fund with investment strategy focusing on generating positive returns in all market conditions (absolute return fund) and a mutual fund that is a smart beta fund, the investment strategy and how the fund intends to achieve its objective stipulated in the fund's investment policy shall also be additionally disclosed.

4. Calendar year performance and benchmarks over the past five years (% per annum)



Comparative performance of at least past five calendar years (or since inception if the fund has been established less than five years) through a column graph format shall be displayed in comparison with benchmarks.

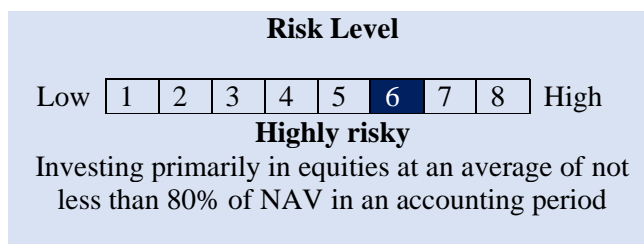
The methodology used for performance presentation shall be in accordance with the requirements stipulated in the Notification of the Capital Market Supervisory Board Re: Rules for Management of Retails Funds, Mutual Funds for Accredited Investors, Mutual Funds for Institutional Investors and Private Funds.

5. Past performance at specific periods

Past performance at specific periods (% per annum)				
	YTD	3 months	6 months	1 year
Fund				
Benchmarks				
Fund standard deviation		According to AIMC standards		
Benchmark standard deviation				
	3 years	5 years	10 years	Since inception
Fund				
Benchmarks				
Fund standard deviation		According to AIMC standards		
Benchmark standard deviation				

The past performance at specific periods shall be displayed in comparison with the benchmarks. In addition, the fund standard deviation and benchmark standard deviation shall also be shown from the date of reporting the past performance for at least the past three months, six months, one year, three years, five years and 10 years, or retrospectively based on the number of years exceeding 10 years, or retrospectively from the date of reporting the past performance to the date of registration of the mutual fund's assets (inception date) respectively, through the performance measurement method as stipulated in the Notification of the Capital Market Supervisory Board Re: Rules for Management of Retails Funds, Mutual Funds for Accredited Investors, Mutual Funds for Institutional Investors and Private Funds.

6. Chart representing the fund’s risk indicator for mutual funds in general.



The mutual fund risk level chart shall be shown horizontally with a single-color bar in the fund’s risk level box in order to not mislead investors about the meaning of each color level, and the risk profile shall be shown together with the risk level, with an explanation on the risks based on the fund’s risk level, which is between 1 – 8. **The management company may adjust the explanation to be consistent with the investment policy of each fund and by being compatible with Appendix 2 of the Notification of the Capital Market Supervisory Board No. Tor Nor. 87/2558 Re: Investment of Funds, dated 17 December 2015 and as amended.**

Risk profile	Risk level	Assets that the ARFP Fund mainly invests in	Type of investor that suit the ARFP Fund	Type of investors that do not suit the ARFP Fund
Low risk	1	has a policy to invest, without having foreign exposure, in bank deposit, high-quality money market instruments, or other securities. The contractual term of these securities does not exceed 397 days from the date of investment in assets or execution of such agreement. The portfolio duration does not exceed 92 days. <i>[Note: A Thai Money Market Fund would typically fall under this category.]</i>	<ul style="list-style-type: none"> ▪ Investors who seek returns equivalent to bank deposit and accept lower returns than investing in a typical fixed income fund. ▪ Investors who seek high liquidity. ▪ Investors who prefer low-risk investment. 	Investors who expect high returns.
Low-medium risk	2	has a policy to invest, by having foreign exposure not exceeding 50% of NAV, in bank deposit, high-quality money market instruments, or other securities. The contractual term of these securities does not exceed 397 days from the date of investment in assets or execution of such agreement. The portfolio duration does not exceed 92 days.	<ul style="list-style-type: none"> ▪ Investors who seek returns equivalent to bank deposit and accept lower returns than investing in a typical fixed income fund. ▪ Investors who seek high liquidity. ▪ Investors who prefer low-risk investment. 	Investors who expect high returns.

Risk profile	Risk level	Assets that the ARFP Fund mainly invests in	Type of investor that suit the ARFP Fund	Type of investors that do not suit the ARFP Fund
		<p><i>[Note: the ARFP Fund that is labelled as Money Market Fund would typically fall under this category.]</i></p>		
	3	<p>has a net exposure in government bonds with the fiscal annual average of not less than 80% of the NAV.</p>	<ul style="list-style-type: none"> ▪ Investors who seek higher returns than bank deposits and can accept lower returns than investing in equities. ▪ Investors who seek liquidity from redemption with settlement period within T+[.] [specify the date that investors will receive redemption payment] 	<ul style="list-style-type: none"> ▪ Investors who seek stable returns or capital protection. ▪ Investors who intend to invest solely in fixed income securities with good credit rating, high, liquidity, and low-price volatility as this fund is not restricted by investment regulations like those of Money Market Fund.
	4	<ul style="list-style-type: none"> ▪ has a net exposure in deposit or fixed income securities at any time not less than 80% of the NAV. ▪ In case the fund has net exposure in non-investment grade/unrated securities not exceeding 20% of NAV, the risk level should be at level 4. 		
<p>Medium-high risk</p>	5	<ul style="list-style-type: none"> ▪ has a net exposure in equities, fixed income, or alternative assets. ▪ In case of the ARFP Fund without specifying its investment limit in equities, the risk level should be in accordance with the actual asset allocation of the fund. For example, if the fund invests mainly in equities, the risk spectrum should point toward Equity Fund (level 6). In addition, if the fund adjusts the investment proportion significantly, the CIS Operator should revise the risk level of the fund without delay to reflect the actual investment. 	<p>Investors who seek to diversify his/her investment by investing in a wide range of asset classes.</p>	<p>Investors who seek to invest solely in Equities, or fixed income securities.</p>

Risk profile	Risk level	Assets that the ARFP Fund mainly invests in	Type of investor that suit the ARFP Fund	Type of investors that do not suit the ARFP Fund
High risk	6	has a net exposure in equities with the fiscal annual average of not less than 80% of the NAV.	<ul style="list-style-type: none"> ▪ Investors who can accept the volatility in equity prices as this may cause the return on investment in the fund to be higher or lower than the principal amount invested. ▪ Medium-term and long-term investors who expect the returns in the long-run to be better than investing in fixed income securities. 	Investors who seek stable returns or capital protection.
	7	has a net exposure in equities of specific sector with the fiscal annual average of not less than 80% of the NAV.	<ul style="list-style-type: none"> ▪ Investors who can accept the volatility in equity prices as this may cause the return on investment in the fund to be higher or lower than the principal amount invested. ▪ Medium-term and long-term investors who expect returns in the long-run to be better than investing in fixed income securities. ▪ Investors who want to diversify their investments to equities in e.g. health care sector. 	Investors who seek stable returns or capital protection.

Risk profile	Risk level	Assets that the ARFP Fund mainly invests in	Type of investor that suit the ARFP Fund	Type of investors that do not suit the ARFP Fund
Very high risk	8	<ul style="list-style-type: none"> ▪ has a net exposure in alternative assets such as infrastructure fund/ REITS/ property fund/ commodity/ gold/ oil and so forth with the fiscal annual average of not less than 80% of the NAV. ▪ In case of the fund with a policy to invest in structured notes, the risk level could range between level 4 and level 8, depending on the return structure of underlying assets. 	<ul style="list-style-type: none"> ▪ Investors who can accept the volatility of alternative assets prices which may cause the return on investment to be higher or lower than the principal amount invested. ▪ Investors who want to diversify their investments in alternative asset classes. ▪ Investors who expect returns from investment in such alternative assets. 	Investors who seek stable returns or capital protection.

7. Benchmarks

Display the benchmarks in accordance with the Notification of the Association of Investment Management Companies regarding measurement standards and presentation of fund performance.

8. Fund information

At least the following information of the fund shall be disclosed :

- 8.1 Registration Date (Date/Month/Year) e.g., 3 Jan 22;
- 8.2 Class launch date (Date/Month/Year) e.g., 3 Jan 22;
- 8.3 Dividend distribution policy (distributed/not distributed); and
- 8.4 Fund duration (the unit may be specified as “Year, Month or Date” as appropriate).

9. List of fund managers

No more than two designated fund managers and the date on which the fund managers have started managing the fund shall be disclosed, such as Mr. Korkai Kookkook (since 3 Jan 22) and Mr. PorPla Ta-klom (since 1 Jun 22).

In case the management company manages the fund as a team, the team or only two main responsible fund managers shall be specified.

In case of a mixed fund with asset allocation strategy, only two fund managers managing the investments in major assets may be specified.

10. Morningstar Fund Rating

The management company may display the Morningstar Fund Rating information, provided that such information must be true, accurate and updated.

11. Unit subscription and redemption

The information on trading of units, such as subscription date, redemption date, business hours, minimum initial subscription (Baht), minimum subsequent subscription (Baht), minimum redemption (Baht), minimum holding balance (Baht), and settlement period (T+ number of days), shall be specified. However, the management company may disclose additional relevant information in the remark section.

12. Fees (inclusive of value added tax, specific business tax or any other taxes)

12.1 Fees to be charged to the fund

Actual fees charged on management and total expenses per annum shall be disclosed. Should there be any changes in the actual fee, the management company shall update such information in the factsheet without delay, publish the updated information on the management company's website, notify the local intermediaries of the updated information.

Sample of fees charged to the mutual fund (% of NAV per annum)

Fee items	Maximum fee	Actual fee
Management fee	0.7%	0.4%
Total expenses	1.1%	0.55%

If performance-based management fee is charged, the rate and the calculation method of such fee shall also be disclosed.

If the mutual fund receives rebate fees from foreign management companies, the rate of such fees (% of NAV) shall be specified in the remark section for investors' information.

12.2 Fees to be charged to unitholders

The fees charged to unitholders, both as stipulated in the mutual fund scheme and as actually charged currently, shall be disclosed.

Sample of fees charged to unitholders (% of trading value)

Fee items	Maximum fee	Actual fee
Front-end fee	1.50%	1.20%
Back-end fee	1.50%	Not charged
Switching-in fee	Not charged	Not charged
Switching-out fee	Not charged	Not charged
Unit transfer fee	Baht 50/1,000 units	Baht 50/1,000 units

12.3 Changes to fee

The management company shall clearly disclose the factors and conditions for increasing fees in the remark section to ensure that investors will be aware of that information in advance. For example, the management company may consider adjusting the actual fees charged to align with the investment strategy or expenses incurred.

13. Statistical data

At least the following information shall be displayed:

13.1 Maximum Drawdown (the highest loss actually incurred) (%)

The highest cumulative loss arising from actual investment of the fund at least over the past five years from the date of reporting (or since inception if the fund has been established less than five years) shall be disclosed. The calculation method is as follows:

$$\text{drawdown}(t) = \frac{\text{unit price}(t) - \text{maximum unit price}^*}{\text{maximum unit price}^*}$$

$$\text{Maximum Drawdown} = \min (\text{drawdown}(t))$$

Remark: Maximum unit price* is the highest unit price of the preceding period until the date of calculation (t).

13.2 Recovering Period

The recovering period shall be disclosed by specifying as “year or month” as appropriate for investors’ information regarding the time from the period of maximum loss until the period of recovery of initial investment.

13.3 FX Hedging (the ratio of investment position hedged against foreign exchange risk) (%)

The ratio of investment position hedged against foreign exchange risk shall be expressed in term of percentage (%) as at the end of a month.

13.4 Portfolio Turnover Ratio: PTR (time)

PTR shall be calculated based on the lower amount between the total amount of securities purchased and the total amount of securities sold in the mutual fund’s investment portfolio within the past one year, divided by the mutual fund’s average net asset value in the same period.

$$\text{PTR} = \frac{\text{Min (securities purchased, securities sold)}}{\text{Avg. NAV}}$$

In case of equity funds, the following additional details shall be disclosed:

13.5 Sharpe Ratio

The ratio between the mutual fund's marginal return compared with its investment risk, calculated from the difference between the mutual fund’s rate of return and the risk-free rate in comparison with the mutual fund’s standard deviation, shall be displayed.

13.6 Alpha

The mutual fund’s excess return in comparison to the benchmarks shall be displayed. The calculation method shall be in accordance with the rules of the Association of Investment Management Companies.

13.7 Beta

The mutual fund's volatility in comparison to the market shall be displayed as one of the statistical data indicating risks in fund prices in response to the volatility of the stock market of the equities in which the fund invested. The calculation method shall be in accordance with the rules of the Association of Investment Management Companies.

In case of index funds, the following additional details shall be displayed:

13.8 Tracking Error (%)

The difference of the mutual fund's average return and the benchmarks shall be displayed.

For mutual funds with passive management/index tracking as the investment policy, such as index funds or ETFs, the Tracking Error over the past one year shall be disclosed. The calculation method shall be in accordance with the rules of the Association of Investment Management Companies.

In case of fixed income funds, the following additional details shall be displayed:

13.9 Average Maturity of Debt Instruments

The average maturity of debt instruments in which the mutual fund invested shall be displayed (it may be specified as "years, months or days" as appropriate).

13.10 Yield to Maturity

The rate of return on investment in debt instruments held until maturity shall be displayed. The calculation method shall be in accordance with the rules of the Association of Investment Management Companies.

To enable investors to have a better understanding of the foregoing statistical data, the management company shall provide explanation on all statistic data used in the explanation section at the end of page 3 of the factsheet.

14. Proportion of assets in which the fund invested

14.1 Proportion of assets in which the fund invested: The proportion of each asset to NAV, such as investment in deposits, government debt instruments, corporate debt instruments, and equities, shall be displayed in the tabular format.

14.2 List of top 5 holdings: The name of the top five holdings by the fund with the proportion to NAV shall be displayed in the tabular format.

14.3 Country allocation: For direct investments, the country in which the fund invested with the proportion to NAV shall be displayed in the tabular format.

14.4 Sector allocation: For equity funds with direct investments, the sector in which the fund invested shall be displayed in the tabular format.

In case of investment in units of a master fund, the management company may disclose information under 14.1 – 14.4 by specifying the information of the master fund, such as the master fund's top 5 holdings, the master fund's country allocation, and the master fund's sector allocation.

In case of fixed income funds, the following additional information shall be displayed:

14.5 List of top 5 of issuers: For direct investments, the proportion of the top five issuers shall be disclosed, instead of sector allocation with the proportion to NAV in the tabular format.

14.6 Weight according to credit rating: Fixed income funds shall display the weight of investment based on credit ratings by categorized them into domestic debt instruments and foreign debt instruments. For example:

Weight according to credit rating			
	Domestic	National	International
Govt bond AAA	5%	5%	5%
AA	5%	15%	5%
A	15%		15%
BBB	15%		5%
Lower than BBB	5%		5%
Unrated			

15. Investment in other funds exceeding 20% of NAV (domestic funds and/or foreign funds)

15.1 The fund name, web link and QR code of domestic funds that the fund invested in over 20% of NAV shall be specified.

15.2 The fund name, ISIN and Bloomberg code of foreign funds invested over 20% of NAV shall be specified.

16. Other information

If the management company desires to disclose other information necessary for decision making of investors, the management company may display other information without any restrictions on the number of pages for mutual funds with complex return structure.

The management company shall provide additional information to ensure an understanding of the return structure by giving explanation in the pay-off diagram format, which should be placed in the other information section, and specifying the factors that will lead to an increase or a decline in the returns of the fund.

17. Additional information

Symbols or statements shall be specified at the top of the first page of the factsheet in the following cases:

17.1 In case of a mutual fund with high risks or complexity in accordance with the Notification Re: Rules in Detail on Communication with and Providing Services to Clients of Securities Companies and Derivatives Intermediaries: “High-risk or complex mutual fund” shall be specified.

17.2 For a Sustainable and Responsible Investing Fund (SRI Fund), the management company shall disclose the logo of the SRI Fund.